

Kit

Money
Bites

1

Money Moments



This Money Bite gives you 3 simple steps to talk to your kids about money with confidence, and share skills that last a lifetime.



3 steps

10 mins




Here's what
I'm thinking,
and why.

I think we'll get chops,
because they're on sale
this week.



**Think out
loud**



Short on time?
Save the money moment for
next time

Kit
Money
ites

Get them involved



How could you help with this?

See how we've spent more on electricity lately? How could we spend less?



Want to keep it casual? Use dinner or the school drive.

Kit
Money
ites

Good
Question!
Let's talk
about it.

How much did our
house cost?
Great question, what
made you ask?



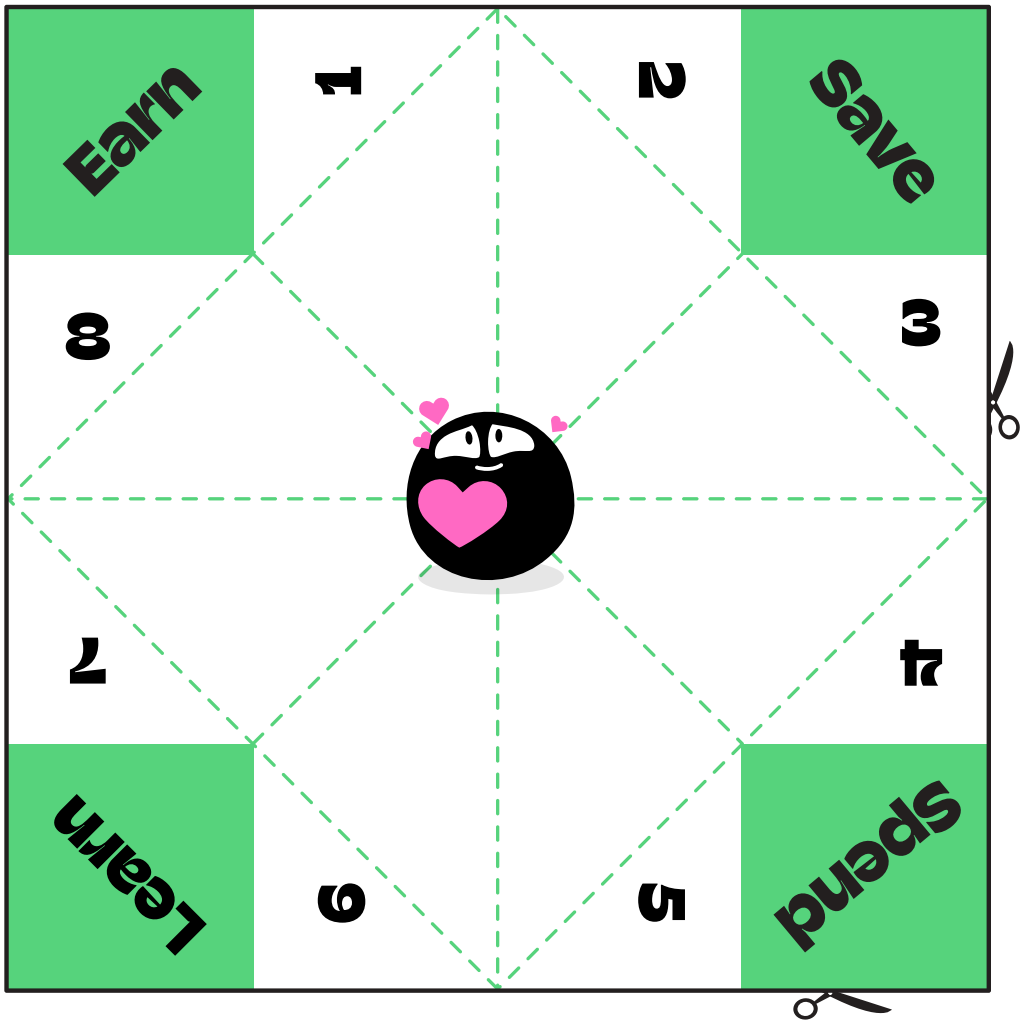
Encourage curiosity



Uncomfortable or not sure?
Try: What made you ask?

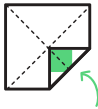


Screen-free activity



How to use

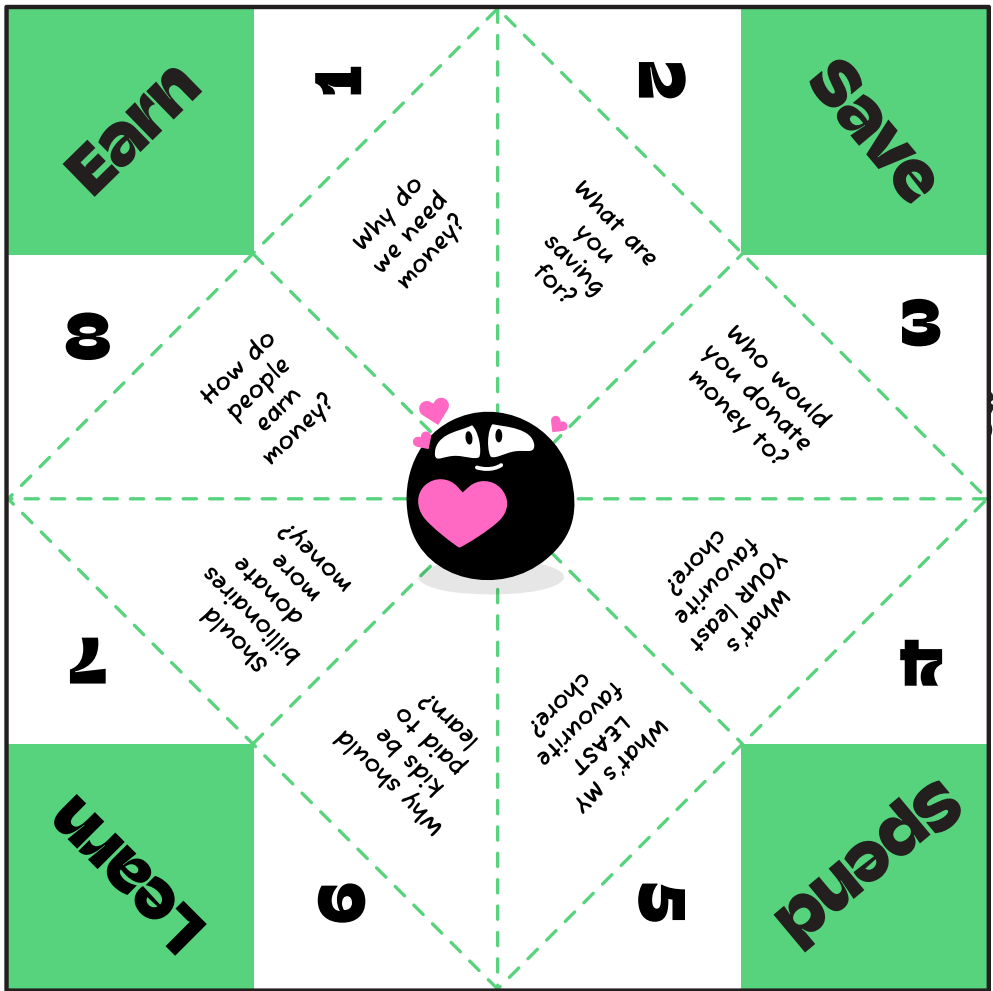
1. Ask someone to pick between Earn, Save, Spend and Learn.
2. Open and close the chatterbox by spelling out the word e.g. E-A-R-N.
3. Ask them to choose one of the numbers inside. Open and close the chatterbox that amount of times.
4. Ask them to pick another number, then open it and read the conversation starter.



Print me, fold me, play me, and spark a conversation

Kit
Money
ites

Screen-free activity



How to use

1. Ask someone to pick between Earn, Save, Spend and Learn.
2. Open and close the chatterbox by spelling out the word e.g. E-A-R-N.
3. Ask them to choose one of the numbers inside. Open and close the chatterbox that amount of times.
4. Ask them to pick another number, then open it and read the conversation starter.



Print me, fold me, play me, and spark a conversation

